




# CROSSFLOW CELLULAR DRIFT ELIMINATORS

## ACCU-PAC<sup>®</sup>

Brentwood's Crossflow Cellular Drift Eliminators are specifically designed to achieve maximum drift removal.



XF150MAX

XF80MAX

## Features

- Upward flow path and steep water drainage angle maximize drift removal efficiency.
- Patented Mechanical Assembly technology yields glue-free packs.
- Modules nest with adjoining modules, eliminating gaps and providing seamless drift removal.
- Can be field-cut for tight fits without sacrificing structural integrity.
- Able to span up to 10 feet, requiring fewer supports to minimize air blockage.
- UV-protected material meets Cooling Technology Institute (CTI) Standard 136.
- Available with AccuShield technology.



## Crossflow Cellular Drift Eliminators

Brentwood's AccuPac® Crossflow Cellular Drift Eliminators are constructed of an alternating series of corrugated and wave PVC sheets, assembled to form closed cells. The closed cell structure yields the greatest surface area for droplet capture in a given volume. Brentwood's latest generation of cellular drift eliminators are specifically engineered for crossflow applications to maximize drift removal efficiency and minimize pressure drop.

### Benefits

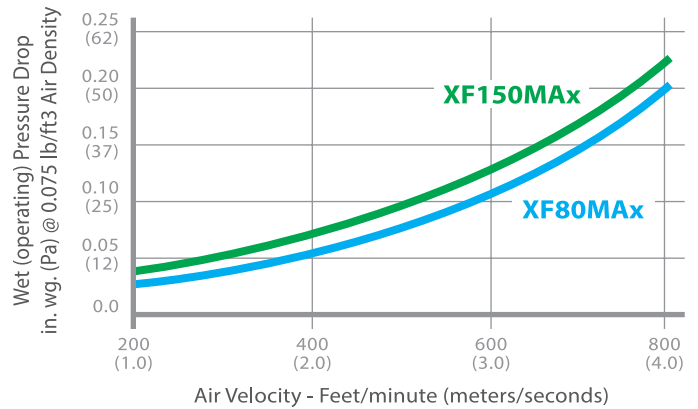
#### XF80MAx

XF80MAx provides the best efficiency of any crossflow drift eliminator on the market today, with drift loss of 0.0005%. The upward flow path and steep water drainage angle make the product fully effective when installed vertically, and XF80MAx features a tuned venturi design that increases exit airflow velocity and eliminates smaller droplets.



Tuned Venturi Design

#### PRESSURE DROP

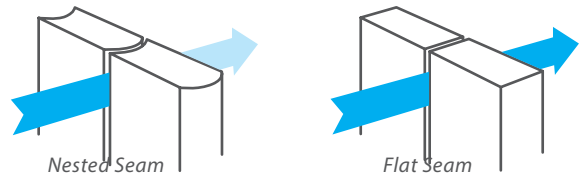


#### XF150MAx

For applications where extremely low drift ratings are not required, XF150MAx provides a cost-effective solution with drift loss of 0.001%.

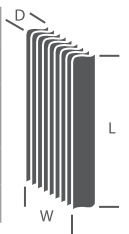
#### NESTED VS. FLAT SEAMS

Brentwood drift eliminators utilize a nested seam, which provides for reduced bypass compared to flat-seam designs.



## CROSSFLOW CELLULAR DRIFT ELIMINATOR PRODUCT DETAILS

Model	Cell Size	Module Dimensions - Inches (mm)			Sheet Thickness*	Dry Weight	Max. Span**	Drift Loss
		Depth	Width	Standard Lengths				
XF80MAx	0.86" (21.8 mm)	5.25" (133 mm)	24" (610 mm) Nominal	36 - 144" (610-3658 mm)	Standard: 0.013 in (0.33 mm)	1.1 lbs/ft <sup>2</sup> (5.4 kg/m <sup>2</sup> )	8 ft (2.4 m)	0.0005%
XF150MAx	1.50" (38.1 mm)	5.25" (133 mm)	12" (305 mm), 18" (457 mm)	36 - 144" (610-3658 mm)	Standard: 0.015 in (0.38 mm)	1.0 lbs/ft <sup>2</sup> (4.9 kg/m <sup>2</sup> )	4 ft (1.2 m)	0.001%
					Heavy Duty: 0.020 in (0.51 mm)	1.4 lbs/ft <sup>2</sup> (6.8 kg/m <sup>2</sup> )	5 ft (1.5 m)	



\* Nominal thickness after forming.

\*\* Tested at a maximum air temperature of 115°F (46°C) with 2-in (51 mm) wide supports.



**BRENTWOOD INDUSTRIES, INC.**

brentwoodindustries.com  
coolingtower@brentw.com  
+1.610.236.1100

